



2022 BUDAPEST EVENT

28 to 31 July 2022

From	The FIA Formula 2 Race Director	Document	2
To	All Teams, All Officials	Date	28 July 2022
		Time	15:23

Title Event Notes
Description Event Notes
Enclosed Event notes completed.pdf

Rui Marques

The FIA Formula 2 Race Director

BUDAPEST EVENT

29 TO 31 JULY 2022

From	The FIA Formula 2 Race Director	Document	2
To	FIA Formula 2 Teams and Officials / The Stewards	Date	28 July 2022
		Time	15.15

Event Notes

General Instructions.

- 1) **Matters arising from the Paul Ricard event.**
- 2) **Pit lane map**
 - 2.1 Safety Car lines.
 - 2.2 The location of the pit entry and the pit exit.
 - 2.3 Designated garage areas.
 - 2.4 Safety Car position for first lap and rest of race.
 - 2.5 Blue flag marshal at the pit exit.
 - 2.6 Track light panels displaying pit entry status.
- 3) **Pirelli Event Preview.**
 - 3.1 With reference to Article 12.8 of the Technical Regulations see the attached document provided by the official tyre supplier.
- 4) **Transfer Procedure from support paddock to F1 pit lane.**
 - 4.1 For the transfer procedures from the support paddock to the F1 pitlane, prior to all sessions and races, only the set of installation tyres detailed in Article 24.1 of the Sporting Regulations, may be used.
 - 4.2 A detailed description and further information of this procedure (pit Lane order and timing) are described in the attached document – F2 Event Procedures.
- 5) **Track light panels.**
 - 5.1 The FIA track light panels have been installed in the positions shown on the circuit map. In accordance with Appendix H to the ISC the light signals have the same meaning as flag signals.
- 6) **Start Lights**
 - 6.1 When the red start lights are illuminated all cars shall immediately reduce speed and proceed slowly back to the pit lane.
- 7) **Drivers leaving their pit stop position in the pit lane.**
 - 7.1 For safety reasons, during practice and qualifying drivers must not do burn outs from their pit stop position, for the avoidance of doubt this also applies when the pit exit is open for reconnaissance laps.
 - 7.2 It is not permitted to do burn outs or clutch bite points checks in the paddock, garage areas and in the pit lane at any time during the Event.
 - 7.3 For reasons of safety, any driver released from their pit stop position must move to the fast lane as quickly as possible, drivers must not drive side by side with another car.

7.4 For reasons of safety and sporting equity, drivers must not drive through other team's pit bay after being released from their pit stop position.

8) Fuel pressure release in parc fermé.

8.1 For safety reasons, teams are authorised to appoint one person specifically in order to release the pressure inside the fuel cell when the cars return after each session. In addition, teams are authorised to attach fans to the car in the parc fermé.

8.2 When the cars are in the parc fermé, this person must request prior authorisation from the FIA Technical Delegate on site and is only authorized to perform the action specified above.

8.3 This person will not count as far as Article 21.5 of the 2022 FIA F2 Sporting Regulations is concerned (team personnel limitation).

9) Observing yellow flags during free practice and qualifying.

9.1 Double waved: Any driver passing through a double waved yellow marshalling sector must reduce speed significantly and be prepared to change direction or stop. In order for the stewards to be satisfied that any such driver has complied with these requirements it must be clear that he has not attempted to set a meaningful lap time, for practical purposes this means any driver in a double yellow sector, will have that lap time deleted.

9.2 Single waved: Drivers should reduce their speed and be prepared to change direction. It must be clear that a driver has reduced speed and, in order for this to be clear, a driver would be expected to have braked earlier and/or discernibly reduced speed in the relevant marshalling sector.

Drivers should not overtake any car in a single waved yellow marshalling sector unless it is clear that a car is slowing with a completely obvious problem, e.g. obvious accident damage or a deflated tyre.

10) Lapping during the race.

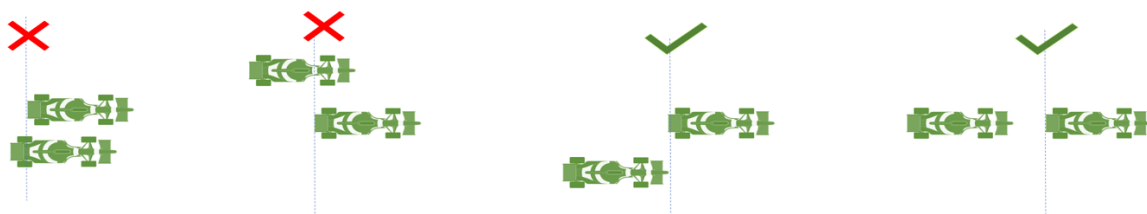
10.1 The ISC requires drivers who are caught by another car about to lap him to allow the faster driver past at the first available opportunity. The F1 Marshalling System has been developed in order to ensure that the point at which a driver is shown blue flags is consistent, rather than trusting the ability of marshals to identify situations that require blue flags.

As it was at the end of last season the system will be set to give a pre-warning when the faster car is within 3.0s of the car about to be lapped, this should be used by the team of the slower car to warn their driver he is soon going to be lapped and that allowing the faster car through should be considered a priority. When the faster car is within 1.2s of the car about to be lapped blue flags will be shown to the slower car (in addition to blue light panels, blue cockpit lights and a message on the timing monitors) and the driver must allow the following driver to overtake at the first available opportunity.

It should be noted that the aim of using F1MS is ensure consistent application of the rules, additional instructions may also be given by race control when necessary.

11) Safety Car Procedure

11.1 Art. 40.13 (...) In order to avoid the likelihood of accidents before the safety car returns to the pits, from the point at which the lights on the car are turned out drivers must proceed at a pace which involves no erratic acceleration or braking nor any manoeuvre which is likely to endanger other drivers or impede the restart.(...)



12) Teams Guests

- 12.1** Teams are reminded that guests are included in the category of participants as defined in Article 20 of the International Sporting Code. At the same time, Article 9.15 from the International Sporting Code states that the competitor is responsible for all to people that on his/her responsibility have access to reserved areas. The pit lane and the grid are reserved areas.

Event Specific Instructions

13) Track light panel displaying pit entry status.

- 13.1** Light panels 17 and 18 indicated on the pit lane map will display a flashing yellow arrow if cars are required to use the pit lane once the Safety Car has been deployed during the race.
- 13.2** Light panels 17 and 18 indicated on the pit lane map will display a flashing red cross if the pit lane is closed at any point during the race.

14) Changes to the circuit.

- 14.1** 13.1 From 2021 F3 event the only change is the numbering of the Marshal Posts is now in line with the requirements of Appendix H of the International Sporting Code.

15) Pit Lane

- 15.1** The pit lane speed limit is 60 km/h for the entire event.

16) Pit lane Barriers.

- 16.1** F1 Teams have been instructed to ensure their barriers are no more than one meter from the garages.
- 16.2** F2 Teams and Trolleys will be released into the pit lane no earlier than 20 minutes prior to the pit lane opening.

17) Mandatory Pit Stop

- 17.1** The mandatory pit stop may not be carried out until the driver has completed lap 6 on track.
For the avoidance of doubt the sixth lap must be completed by crossing the Control Line on track (driving across the starting grid).
- 17.2** In case of the Safety Car being deployed through the pit lane and entering the pit lane on lap 6, mandatory pit stops will only be considered valid if a car enters pit lane on the following lap.

18) DRS

DRS Detection will be automatically disabled in each individual zone if any of the light panels in that particular zone are displaying yellow. The zones and corresponding light panels are as follows:

- 18.1** DRS Activation 1: Panels 19,1,2 & 3
- 18.2** DRS Activation 2: Panels 3, 4 & 5

19) Practice starts.

- 19.1** Practice starts may be carried out at pit exit, on the right-hand side and for avoidance of doubt, this includes any time the pit exit is open for the race.
- 19.2** For reasons of safety and sporting equity, cars may not stop in the fast lane at any time the pit exit is open without a justifiable reason (a practice start is not considered a justifiable reason).
- 19.3** For reasons of safety and sporting equity, at any time the pit exit is open and when practice starts are permitted to be carried out, any car who wishes to perform a practice start must form up in a line and leave in the order they got there unless another car is unduly delayed.

20) Lines or bollards at the Pit Entry and Pit Exit.

- 20.1** In accordance with Chapter 4, Article 4 and 5 of Appendix L to the ISC drivers must follow the procedures at pit entry and pit exit.
- 20.2** Drivers leaving the track to enter the pit entry road, must pass on the right-hand side of the bollard placed on Safety Car line 1.
- 20.3** After Safety Car line 2, there is a continuous white line separating the cars coming from the pits from the cars on track. For safety reasons, drivers leaving the pits, must respect the afore mentioned line. This line will extend the application of Article 5 c) from Chapter IV of Appendix L.

20.4 The dotted white lines across the pit entry and the pit exit are the track edge.

21) Track Limits.

21.1 In accordance with the provisions of Article 27.3, the white lines define the track edges.

22) Fire extinguishers around the circuit.

22.1 Indicated by white boards with a red fire extinguisher image attached to the debris fences and barriers.

23) Places to remove cars from the track.

23.1 Indicated by orange panels on the barriers.

23.2 If it is safe to do so, ideally drivers should try to stop on the right-hand side of the track.

23.3 Should a car stop on the track during a session, it is recommended that the driver keeps all their protective clothing (Helmet, Gloves, etc) on until they have returned to their garage

24) Removing cars from the grid.

24.1 Through the two gates in the pit wall, the first is located adjacent to grid position 6 and the second located adjacent to grid position 18.

24.2 The pit lane has a small ramp down from the track which may result in cars grounding when pushed off the grid. It is therefore important that someone from your team is present, close to the gate nearest your grid positions, to assist marshals if a car must be pushed off the grid after the start of the formation lap or after the start of the race.

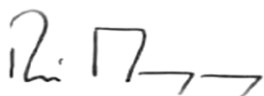
25) Car number light panels for the start.

25.1 On the right-hand side of the grid.

26) Suspending a Race.

26.1 In case of a race suspension, cars will be stopped in the fast lane of the pits in front of the pit exit lights.

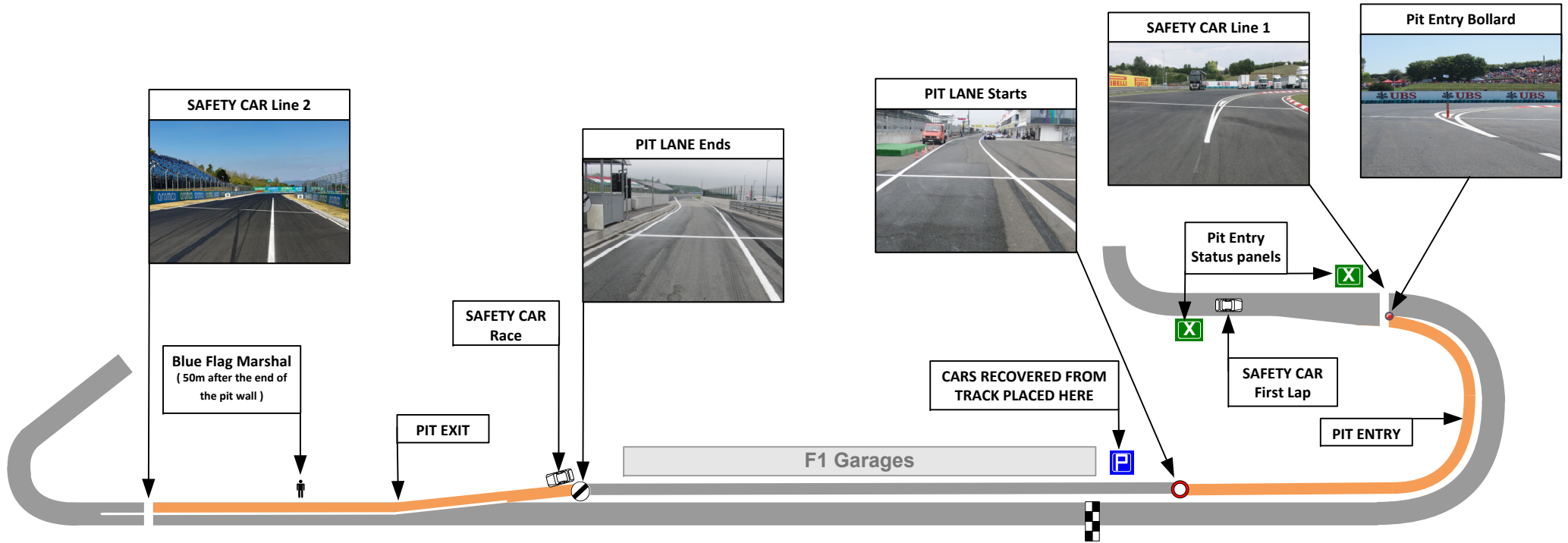
Any other business.



Rui Marques

Race Director

FIA Formula 2 Championship

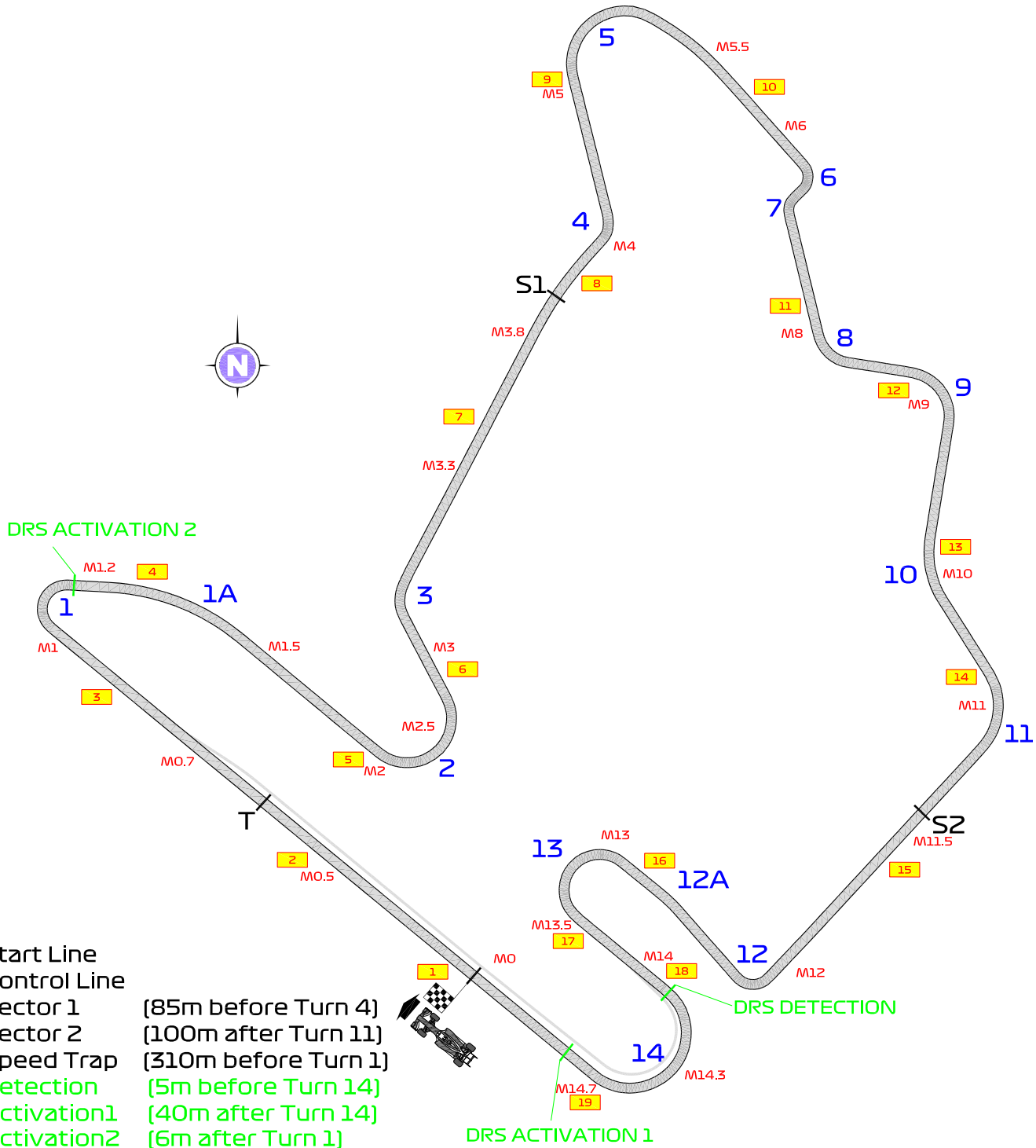


59	58	57	56	55	54	53	52	51	50	49	48	47	46	45	44	43	42	41	40	39	38	37	36	35	34	33	32	31	30	29	28	27	26	25	24	23	22	21	20	19	18	17	16	15	14	13	12	11	10	9	8	7	6																																				
				Haas	Haas	Haas	Haas	Haas	Alfa Romeo	Alfa Romeo	Alfa Romeo	Alfa Romeo	Alfa Romeo	Williams	Williams	Williams	Williams	Williams	Aston Martin	Aston Martin	Aston Martin	Aston Martin	AlphaTauri	AlphaTauri	AlphaTauri	AlphaTauri	Alpine	Alpine	Alpine	Alpine	Alpine	Alpine	Alpine	Alpine	McLaren	McLaren	McLaren	McLaren	Ferrari	Ferrari	Ferrari	Ferrari	Ferrari	Red Bull	Red Bull	Red Bull	Red Bull	Red Bull	Red Bull	Mercedes	Mercedes	Mercedes	Mercedes	Mercedes																																			
Designated Garage Areas				Hitech					Carlin					Virtuosi					Prema					VAR					Charouz					Trident					DAMS					Campos					MP					ART																																			
FAST LANE																																																																																									
																																													Pole Position																																								Control Line				



FORMULA 1 ARAMCO MAGYAR NAGYDÍJ 2022 - Budapest

Circuit Map



- Start Line
- Control Line
- S1 Sector 1 [85m before Turn 4]
- S2 Sector 2 [100m after Turn 11]
- T Speed Trap [310m before Turn 1]
- DRS Detection [5m before Turn 14]
- DRS Activation1 [40m after Turn 14]
- DRS Activation2 [6m after Turn 1]
- 15 Corner Numbers
- M22 Marshal Post
- FIA Marshal Light No.

Circuit Centreline Length = 4.381km



BUDAPEST EVENT

19 - 22 JUNE 2022

Paddock Departure and Return – Trolleys and Race Cars

Departure from Support Paddock

Please leave the paddock in F1 pit lane order:

1. Hitech Grand Prix
2. Carlin
3. Virtuosi
4. Prema Racing
5. VAR
6. Charouz Racing Systems
7. Trident
8. DAMS
9. Campos Racing
10. MP Motorsport
11. ART Grand Prix

Team trolleys:

The teams and trolleys should leave the paddock and turn left to proceed to the gate at the top of the slope and stop at the gate, leaving a clear passage on one side for emergency vehicles. When given instructions by the marshals, they should go on track and enter the F1 pit lane.

Race Cars:

Cars must be pushed to the paddock entrance and lined up in F1 pit lane order. All cars will be started from here with drivers installed. When given instructions by the marshals, they should leave the paddock and turn right and move down the service road to join the track at Turn 2 and then proceed on track to the F1 pits lane.

Return to Support Paddock

Team trolleys:

Teams and trolleys will leave the pit lane at pit exit onto the track and enter the support paddock at turn 2.

Race Cars:

At the end of the practice and qualifying session, after taking the chequered flag, cars should continue to turn 13 where they must leave the track to go into the support paddock parc fermé area.

At the end of both races after taking the chequered flag, the podium cars should complete the lap to the F1 pit lane for the podium presentation. All other cars should continue to turn 13 where they must leave the track to go into the support paddock parc fermé area. The three podium cars will be under parc fermé conditions and be returned to the support race paddock by recovery truck.

All cars in the F1 pit lane at the end of each session will be allowed to go on track and drive back to the support paddock parc fermé area.



BUDAPEST EVENT

19 - 22 JUNE 2022

Local marshals will be in control of trolley and race car movements so please follow their instructions. The timings below are for guidance only:

Pit Lane Procedures Times

All timings below are approximate – please always follow the instructions of the marshals.

Friday – Practice (10:40 – 11:25)

Trolleys ready to depart	09:55
Trolleys released to F1 pits	approx. 10:20
Race cars released to F1 pits	approx. 10:25

Friday – Qualifying (18:30 – 19:00)

Trolleys ready to depart	17:45
Trolleys released to F1 pits	approx. 18:10
Race cars released to F1 pits	approx. 18:15

Saturday – Race 1 (pit lane open 17:45)

Trolleys ready to depart	17:00
Trolleys released to F1 pits	approx. 17:25
Race cars released to F1 pits	approx. 17:30

Sunday – Race 2 (pit lane open 11:20)

Trolleys ready to depart	10:35
Trolleys released to F1 pits	approx. 11:00
Race cars released to F1 pits	approx. 11:05

BUDAPEST EVENT

28TH TO 31ST JULY 2022

TYRE SCHEDULE

(ART. 24.6. 2022 FORMULA 2 CHAMPIONSHIP SPORTING REGULATIONS)

- The Formula 2 tyre parc fermé is situated next to the Pirelli Service Area
- No wet tyres will be allowed in the tyre parc fermé
- Wet tyres remain in possession of teams
- All tyres in the possession of teams must be visible to the Scrutineers at all times during the event
- The tyre pressure and temperature master gauge is available at the FIA weigh platform area

Thursday 28th July

16:00 All teams tyres will be released from the FIA Formula 2 tyre parc fermé

19:00 All dry tyres must be deposited in the FIA Formula 2 tyre parc fermé

Friday 29th July

08:10 All teams tyres will be released from the FIA Formula 2 tyre parc fermé

2 h after end of car Parc fermé

All dry NEW and all USED tyres must be deposited in the FIA Formula 2 tyre parc fermé

Saturday 30th July

15:15 All teams tyres will be released from the FIA Formula 2 tyre parc fermé

2 h after end of car Parc fermé

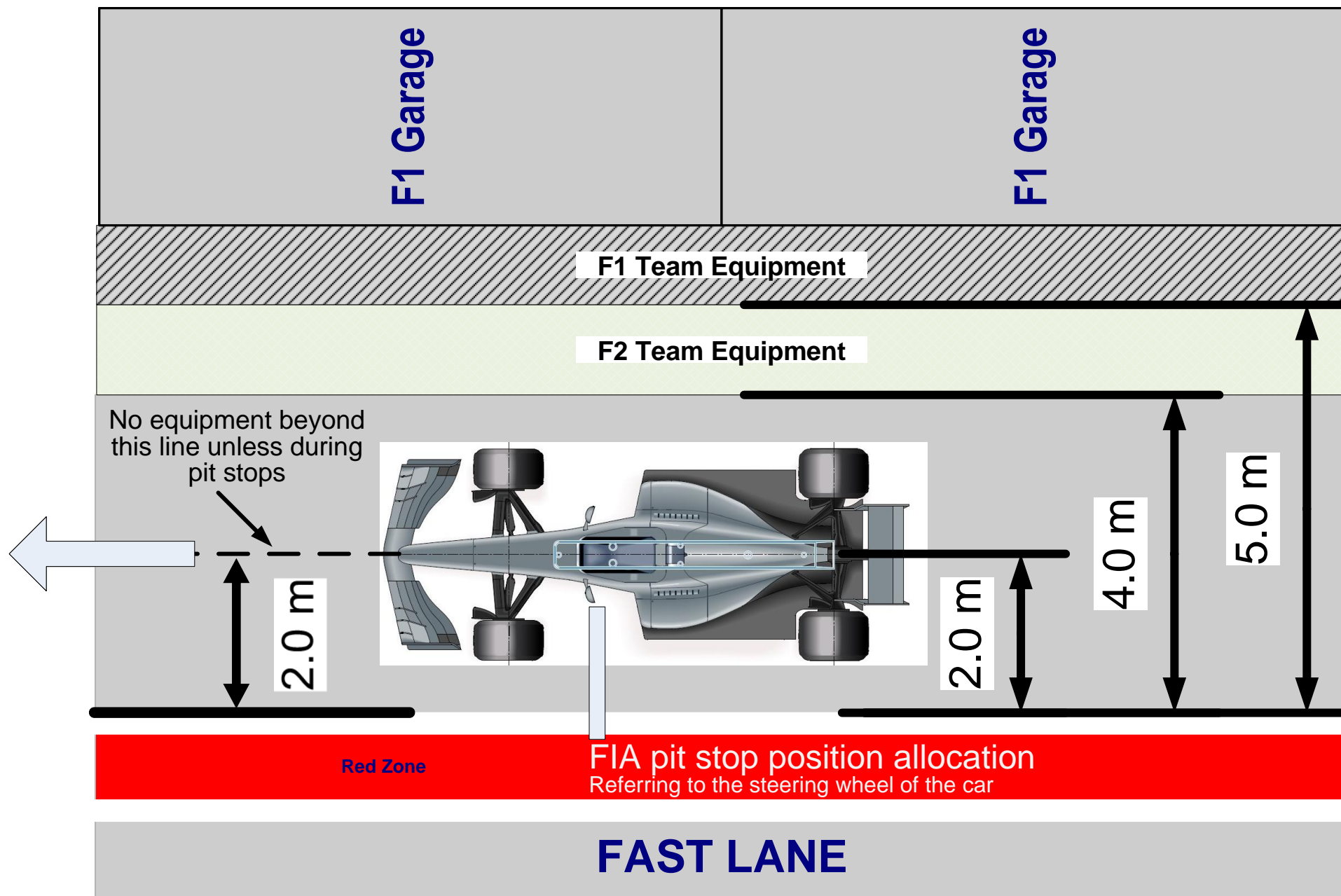
All dry NEW and all USED tyres must be deposited in the FIA Formula 2 tyre parc fermé

Sunday 31st July

08:50 All teams tyres will be released from the FIA Formula 2 tyre parc fermé

A.S.A.P after end of car Parc fermé

All tyres must be returned to the Pirelli service area



BUDAPEST EVENT

29 TO 31 JULY 2022

Race Directors Communication

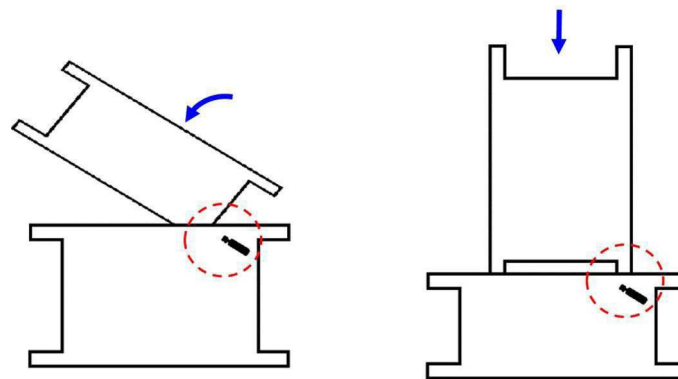
Following various discussions regarding the Pit Stop Regulations for the 2022 FIA Formula 2 Championship, we hereby provide the clarification below:

Stacking of tyres on top of each other in the pitlane

Tyres may be stacked flat on top of each other in the pitlane. Skateboards or similar devices are not considered to be tyre trolleys and are therefore forbidden.



To avoid damage to the valves, it is forbidden to stack tyres as shown below:



BUDAPEST EVENT

29 TO 31 JULY 2022

During each Pit Stop in Sprint Race and Feature Race, the following restrictions will apply:

1. Tyre handling during consecutive pit stops in short time for two cars

It is permitted to have both sets of tyres prepared in close proximity to the pit stop position. To cater for limited space in the pitlane, two tyres may be stacked flat on top of each other, only before the first pit stop.

2. Stands for tyres during Pit Stop

It is not permitted to use stands or similar devices for tyres during a Pit Stop. Tyres must lay flat on the ground at all times (unless a second tyre is stacked flat on top, as defined above).

3. Tyres coming off the car during Pit Stop

Tyres coming off the car during Pit Stops **must be placed flat on the ground**. Tyres rocking on their position are still considered in line with the above requirements provided they are always in a stable condition and do not change their position.

4. Lifting jacks handling during a Pit Stop

The lifting jacks need to be secured at all times during a Pit Stop. A lifting jack can be taken over from one mechanic to another during a Pit Stop if it remains secured at all times.

5. General safety

For safety reasons, mechanics running around the car or jumping over the car will be reported to the Stewards.

Rui Marques
Race Director
FIA Formula 2 Championship

Grand Prix of Hungary 29-31/07/22 (22F2R10BUD)

Compound	FL	FR	RL	RR
Medium	F2M	F2M	R2M	R2M
Soft	F2S	F2S	R2S	R2S
Wet	16G	17G	18G	19G

Minimum Pressure, Camber limits, Wear Life

	Front (psi)	Rear (psi)
Slicks	12.0	11.0
Wet	12.0	11.0

	FE Camber Limit		RE Camber Limit	
FP & Q	-4.25°		-2°	FP & Q
Race	-4°		-2°	Race

	Avg wear @15 Laps	Avg wear @15 Laps
Medium	N/A %	N/A %
Soft	70 %	49 %

GENERAL NOTES

Teams are kindly reminded that the following parameters will be subjected to FIA checks during the event:

- Minimum tyre pressure
- Static Camber
- Tyre allocation and Tyre swapping

Tyre Notes

- | | |
|---|--|
| <ul style="list-style-type: none"> • Not permitted to switch tyres from their allocated position. • Not permitted to mix compounds in tyre sets. • Do not subject tyres to large deformation or impact. • Revised prescriptions could be issued at any time during the event in accordance with the FIA F2 sporting regulations. • Tyre pressure will be monitored in accordance with procedure outlined in the team FTP area. | <ul style="list-style-type: none"> • Teams are kindly asked to return tyres for stripping as soon as possible (in accordance with timings set by the FIA Parc Ferme event document) after the completion of Free Practice and Race Two. • Teams are reminded to remove their rims as soon as possible from the fitting area after sets have been returned. • Teams are advised that mounted Wet units will be carried over from Hungary (R10BUD) to the next race event. Pirelli to transport mounted Wet units. |
|---|--|